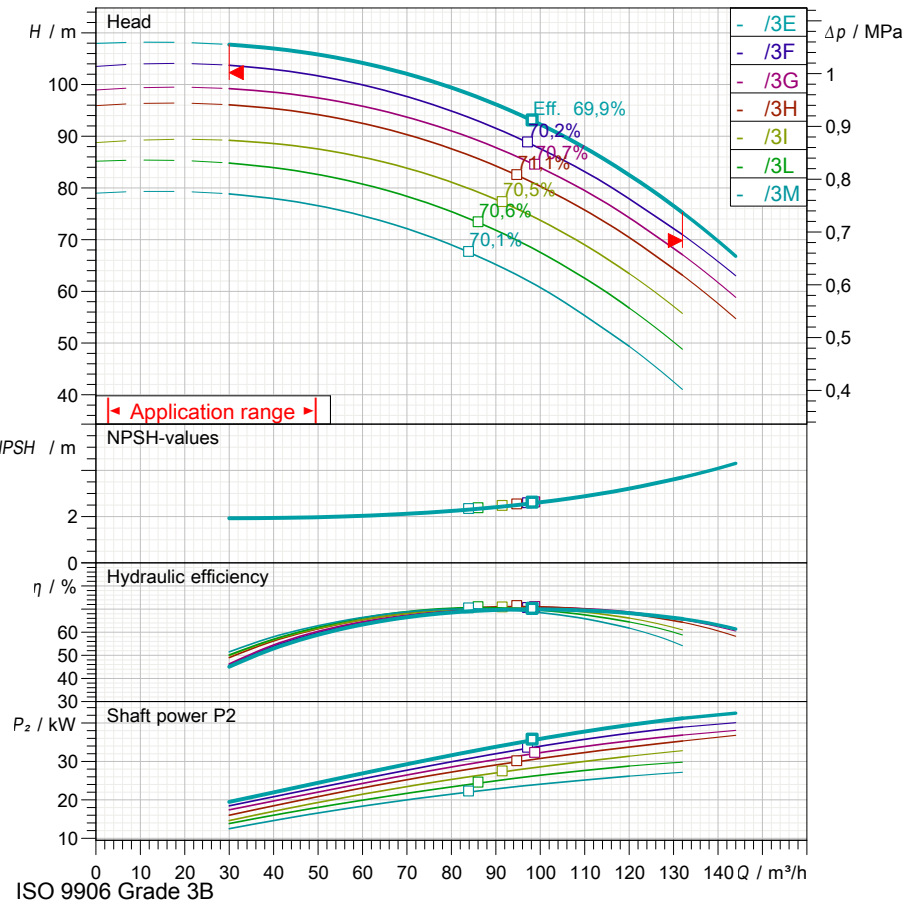


Technical data

F33K100/3E

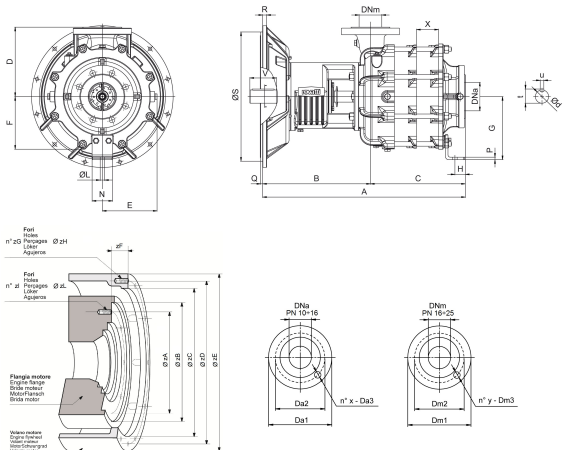


Operating data specification	
Capacity	
Head	
Fluid	Pure water
Type of installation	<Single head pump>

Pump operating data	
Design	F33K100/3E
Impeller Ø	
Speed	1600 1/min
Flow	
Head	
Shaft power P2	
Efficiency	
Head (Q=0)	108 m
Non return valve loss	

Motor coupling	
Flange	SAE 3
Flywheel	8"

Use limits	
Max N° startings/hour	
Max. runing time with Q=0	2 min
Max. solids contents	40 g/m³
Max. pumped liquid temperature	90 °C
Maximum density	998 kg/m³
Maximum viscosity	1 mm²/s



Materials	
Bearing support	Cast iron
Shaft	Steel
Twiner system®	Stainless steel
Stuffing-box packing	Synthetic fibers
Shaft protection bushing	Chrome steel
Impeller	Cast iron
Pump body	Cast iron
Diffuser shell	Cast iron
Diffuser	Cast iron
Wear ring	Cast iron
Tie rod	Steel
Suction bowl	Cast iron
Flange	Spheroidal cast iron

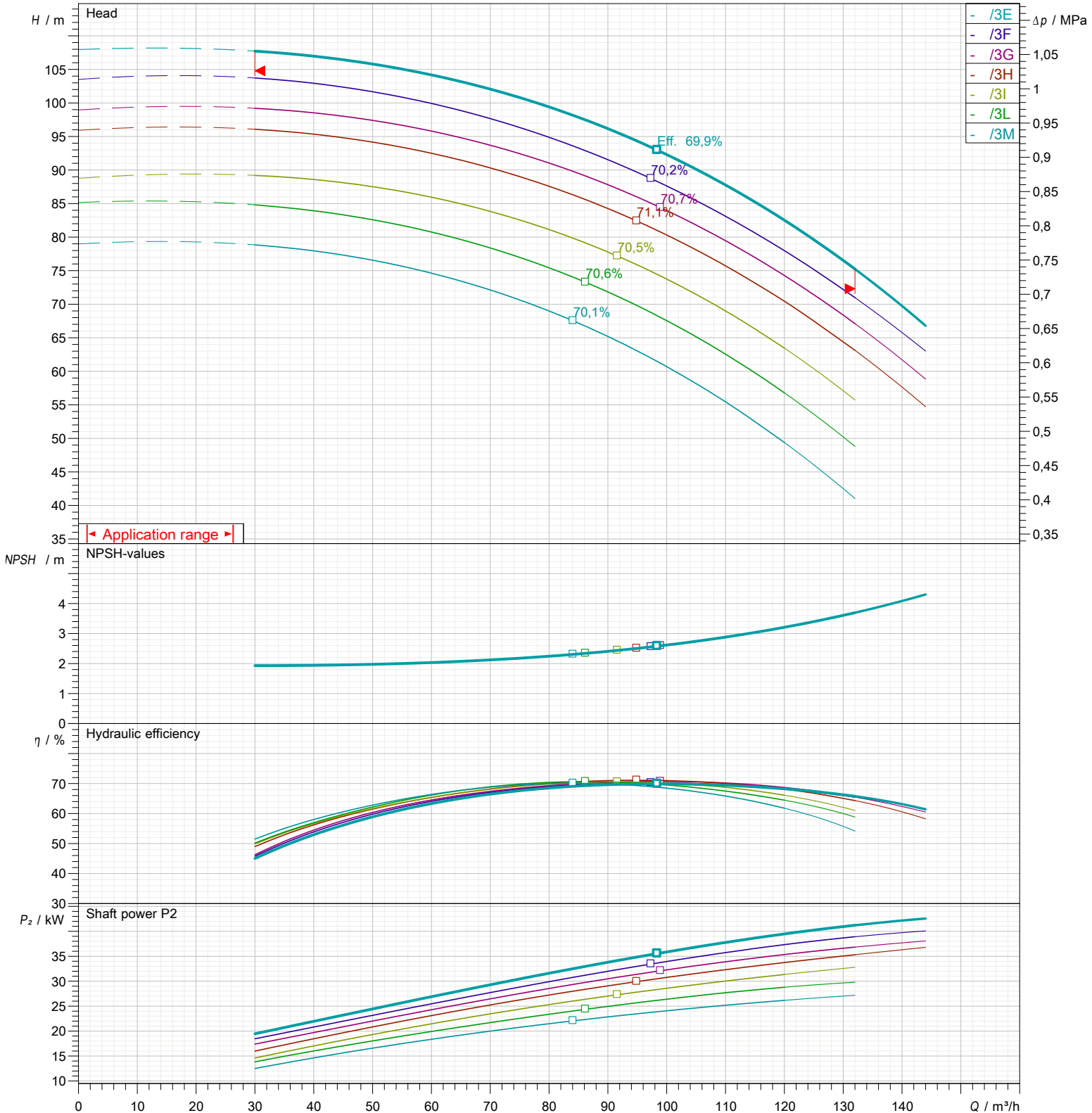
Dimensions in				Total weight				162 kg	
mm									
DNa	100	Dm3	19	G	200	X	97	zD	428,6
DNm	80	y	8	H	51	d	42	zE	451
Da1	220	A	700	L	16	t	45	zF	61,61
Da2	180	B	365	N	80	u	12	zG	12
Da3	19	C	335	P	5	V	84	zH	M10
x	8	D	330	Q	6	zA	244,5	zI	6
Dm1	200	E	240	R	13	zB	263,5	zL	M10
Dm2	160	F	225	S	409,6	zC	409,6		

Performance curves

F33K100/3E

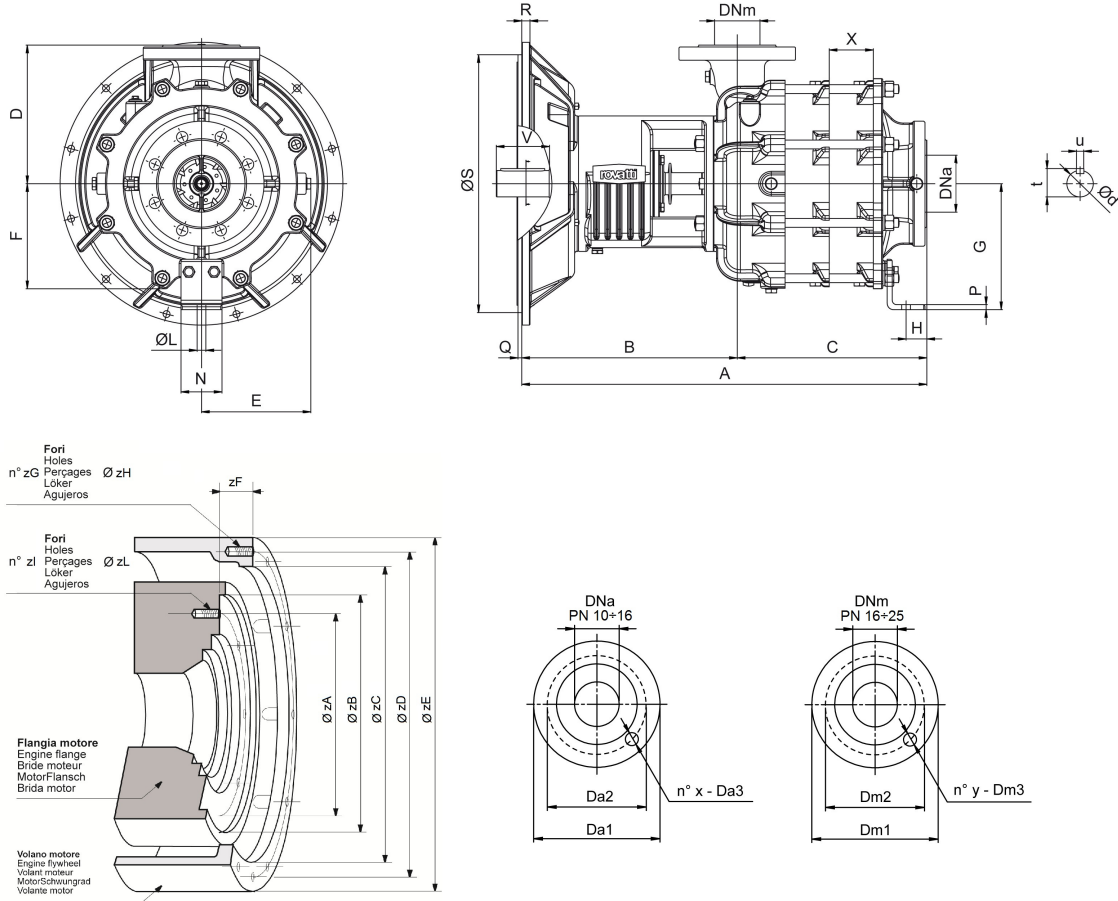
Performances

Speed	1600 1/min		Density	998 kg/m ³
Flow	Min.	30 m ³ /h	Viscosity	1 mm ² /s
	Max.	132 m ³ /h	Temperature	20 °C
Efficiency	Max.	98,4 m ³ /h	Tolerances	ISO 9906 Grade 3B



Types of installation

F33K100/3E



Dimensions in	mm	Total weight	162 kg
DNa	100	Q	6
DNm	80	R	13
Da1	220	S	409,6
Da2	180	X	97
Da3	19	d	42
x	8	t	45
Dm1	200	u	12
Dm2	160	V	84
Dm3	19	zA	244,5
y	8	zB	263,5
A	700	zC	409,6
B	365	zD	428,6
C	335	zE	451
D	330	zF	61,61
E	240	zG	12
F	225	zH	M10
G	200	zI	6
H	51	zL	M10
L	16		
N	80		
P	5		